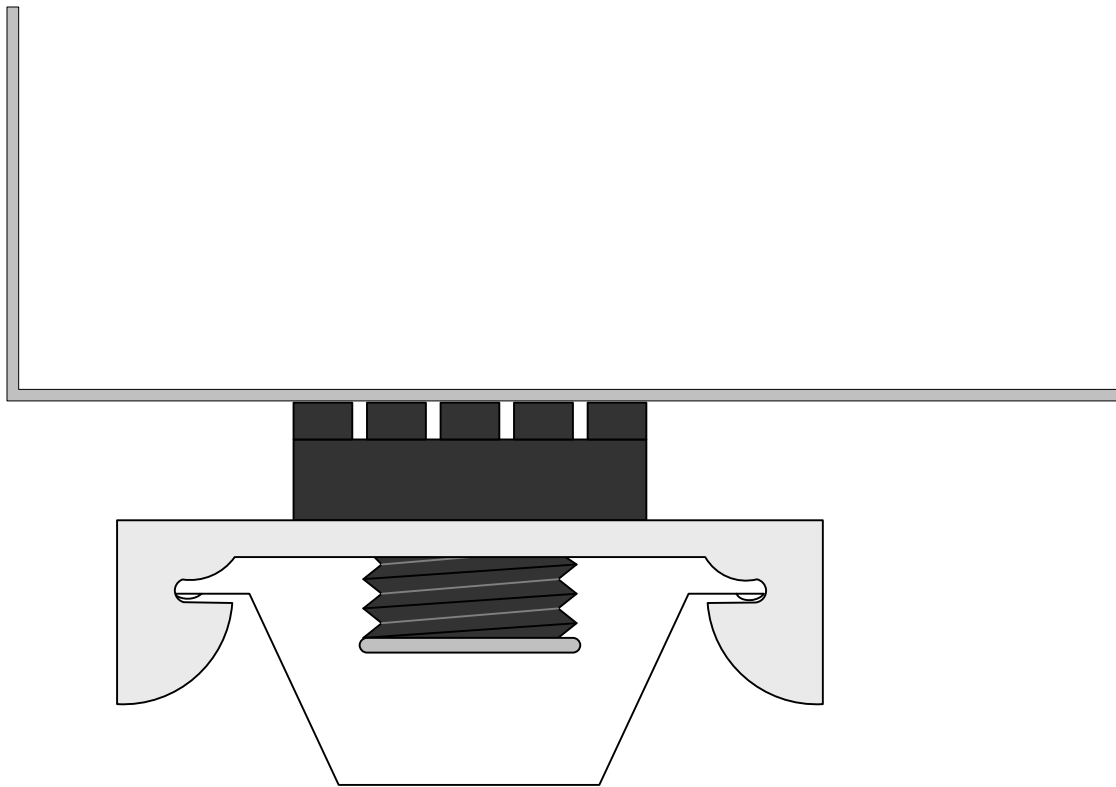


RSIC-1-LOW PROFILE SOUND ISOLATION CLIP

RSIC-1-LOW PROFILE INSTALLATION GUIDE

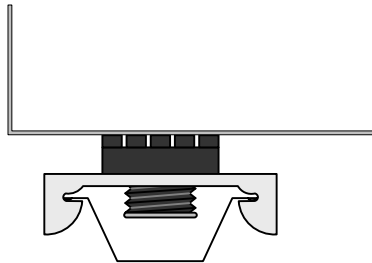
RSIC-1 LOW PROFILE



For use in conjunction with the RSIC-1 clip

RSIC-1-LOW PROFILE SOUND ISOLATION CLIP

RSIC-1-LOW PROFILE INSTALLATION GUIDE

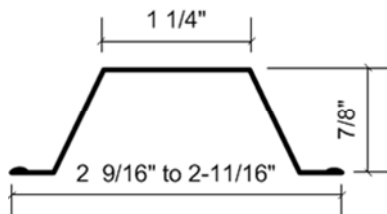



Resilient Sound Isolation Clip (RSIC-1-LOW PROFILE)

- Spacing: maximum 48 inches on center
- Maximum acoustical design load: 18 lbs
- RSIC-LOW PROFILE is designed for use with the RSIC-1 clip has a profile that is too large, and a low profile design is desired.
- For example: A basement ceiling with an existing low ceiling would lose 1-5/8" with the standard RSIC-1 clip. The RSIC-Low Profile ceiling design has a profile as low as 1/2 inch

RSIC-1-LOW PROFILE dimensions:

- RSIC-1-LOW PROFILE clip 3" wide
- RSIC-1-LOW PROFILE clip 5-1/2" long
- RSIC-1-LOW PROFILE clip 1-1/2" deep



Fasteners:

- RSIC-1-LOW PROFILE to wood: #8 x 1-1/2 inch minimum size coarse thread screw. (Recommended #10 or #12 x 1-1/2 inch hex head)
- RSIC-1-LOW PROFILE to Steel: # 8 x 1 inch minimum size fine thread screw. (Recommended #10 or #12 x 1/2 inch hex head)
- RSIC-1 Washer used between the fastener and the metal bracket
- DO NOT fasten Resilient Sound Isolation Clips to framing members with nails. Use only approved screws.

Furring Channel:

- Minimum requirements: 25 gauge, hemmed edge detail required on all 25 gauge furring channel. Meets or exceeds SSMA min. requirements.
- Depth: 7/8 inch
- Width Bottom: 2-9/16 to 2-11/16 inch wide.
- Width Top: 1-1/4 inch wide
- Splice drywall furring channel (hat track) with 6 inch overlap in mid span (between two clip) secure with 18 Ga tie wire, or two 7/16" framing screws.

Average Labor Rates:

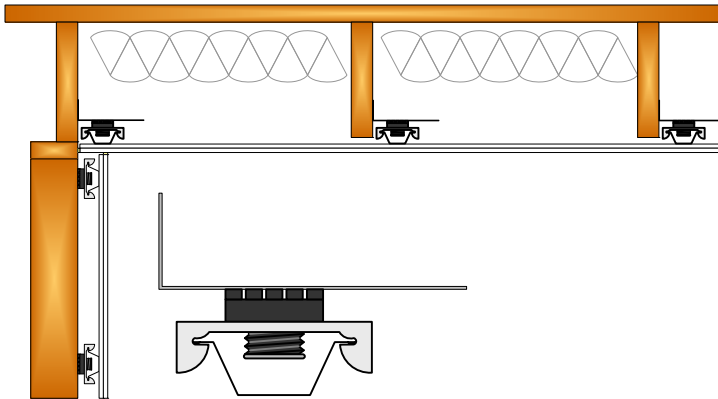
RSIC-1-LOW PROFILE: 60 clips per man hour

Drywall Furring Channel: 550LF per man hour

Labor rates provided by independent contracting firm

RSIC-1-LOW PROFILE SOUND ISOLATION CLIP

RSIC-1-LOW PROFILE INSTALLATION GUIDE



RSIC-1-LOW PROFILE

RSIC-1 LOW PROFILE Clip with an up facing L bracket attaches to the side of the joist allowing the RSIC clip to be recessed into the joist cavity. The Furring channel is run parallel to the joist with only 1/2" of the channel extending below the button of the joist.

Ceilings: One layer 5/8" gypsum

- Resilient Sound Isolation Clip (RSIC-1-LOW PROFILE) shall be 48 inches on center maximum for one layer of 5/8" gypsum board.
- Resilient Sound Isolation Clip (RSIC-1-LOW PROFILE) shall be 24 inches on center maximum for two layers of 5/8" gypsum board.
- Fasten the Resilient Sound Isolation Clip (RSIC-1-LOW PROFILE) to the side of the joist using a RSIC washer to between the fastener head and the metal bracket ensuring all of the RSIC-1-LOW PROFILE clips are in the same horizontal plane
- Ensure the metal "L" bracket is tight to the framing member.
- Snap in the drywall furring channel (hat track) into the RSIC-1-LOW PROFILE clip parallel to the framing members.
- Height can be adjusted by the position of the fastener in the joist only.
- RSIC-1 Low Profile clip can be expected to settle up to 1/8" after gypsum board is installed

General Information:

Resilient Sound Isolation Clip (RSIC-1-LOW PROFILE), Furring Channel (hat track) and Gypsum board shall not carry heavy loads such as cabinets or bookshelves


Splice furring channel (hat track) with 6 inch overlap in mid span, secure with 18 Ga. Tie wire or with two framing screws (7/16")

Seal all potential air leaks with non-hardening acoustical caulking to achieve best noise control results. Use fire rated sealant where required.


RSIC-1-LOW PROFILE SOUND ISOLATION CLIP

RSIC-1-LOW PROFILE INSTALLATION GUIDE

RSIC-1 Low Profile installed on Joist 24" o.c. for 1 layer of 5/8" gypsum board
RSIC-1 Low Profile Clips spaced at 24" x 48"




RSIC-1 Low Profile installed on Joist 16" o.c. for 1 layer of 5/8" gypsum board
RSIC-1 Low Profile Clips spaced at 16" x 48"




RSIC-1-LOW PROFILE SOUND ISOLATION CLIP

RSIC-1-LOW PROFILE INSTALLATION GUIDE

RSIC-1 Low Profile installed on Joist 24" o.c. for 2 layers of 5/8" gypsum board
RSIC-1 Low Profile Clips spaced at 24" x 24"

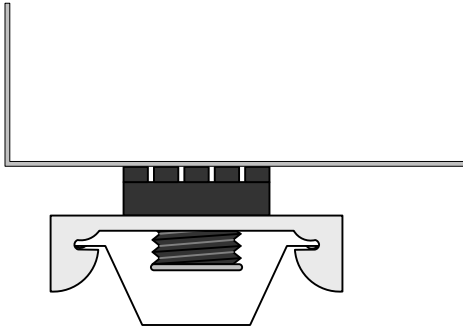


RSIC-1 Low Profile installed on Joist 16" o.c. for 2 layers of 5/8" gypsum board
RSIC-1 Low Profile Clips spaced at 16" x 24"



RSIC-1-LOW PROFILE SOUND ISOLATION CLIP

RSIC-1-LOW PROFILE INSTALLATION GUIDE



Members of the International
Code Council

WARRANTY DISCLAIMER AND LIABILITY LIMITATION LANGUAGE

NO EXPRESS OR IMPLIED WARRANTIES

THERE IS NO WARRANTY, REPRESENTATION OR CONDITION OF ANY KIND; AND ANY WARRANTY, EXPRESS OR IMPLIED, IS EXCLUDED AND DISCLAIMED, INCLUDING THE IMPLIED WARRANTIES OF MERCHANTABILITY AND OF FITNESS FOR A PARTICULAR PURPOSE. Some states do not allow limitations on implied warranties, so the above limitation may not apply to you.

LIABILITY LIMITED TO RETURN OF PURCHASE PRICE

IT IS AGREED THAT SELLER'S LIABILITY AND PURCHASER'S SOLE REMEDY, WHETHER IN CONTRACT, UNDER ANY WARRANTY, IN TORT (INCLUDING NEGLIGENCE), IN STRICT LIABILITY OR OTHERWISE, SHALL NOT EXCEED THE RETURN OF THE AMOUNT OF THE PURCHASE PRICE PAID BY PURCHASER, AND UNDER NO CIRCUMSTANCES SHALL SELLER BE LIABLE FOR ANY SPECIAL, INCIDENTAL OR CONSEQUENTIAL DAMAGES, INCLUDING, BUT NOT LIMITED TO, PERSONAL INJURY, PROPERTY DAMAGE, DAMAGE TO OR LOSS OF EQUIPMENT, LOST PROFITS OR REVENUE, COSTS OF RENTING REPLACEMENTS AND OTHER ADDITIONAL EXPENSES, EVEN IF SELLER HAS BEEN ADVISED OF THE POSSIBILITY OF SUCH DAMAGES. THE PRICE STATED FOR THE EQUIPMENT IS A CONSIDERATION IN LIMITING SELLER'S LIABILITY AND PURCHASER'S REMEDY. Some states do not allow the exclusion or limitation of incidental or consequential damages, so the above limitation or exclusion may not apply to you.

SELLER NOT LIABLE FOR PURCHASER'S NEGLIGENCE

SELLER WILL NOT BE LIABLE FOR ANY DAMAGES, LOSSES OR EXPENSES AS A RESULT OF PURCHASER'S NEGLIGENCE, WHETHER DEEMED ACTIVE OR PASSIVE AND WHETHER OR NOT ANY SUCH NEGLIGENCE IS THE SOLE CAUSE OF ANY SUCH DAMAGE, LOSS OR EXPENSE.

MODEL FOR DEMONSTRATION PURPOSES ONLY

THE MODEL OR SAMPLE SHOWN BY SELLER TO BUYER IS USED FOR DEMONSTRATION PURPOSES ONLY. THERE IS NO WARRANTY THAT THE GOODS AS DELIVERED SHALL CONFORM TO THE MODEL OR SAMPLE, AND CONFORMITY OF THE GOODS TO THE MODEL OR SAMPLE IS NOT PART OF THE BASIS OF THE BARGAIN BETWEEN SELLER AND BUYER.

NO WARRANTY OR COMPLIANCE WITH SAFETY CODE OR REGULATION

SELLER DOES NOT WARRANT THAT ANY OF THE GOODS SOLD WILL MEET OR COMPLY WITH THE REQUIREMENTS OF ANY SAFETY CODE, BUILDING OR DWELLING CODE, OR REGULATION OF ANY STATE, MUNICIPALITY OR OTHER JURISDICTION.

NEVADA LAW APPLIES

SELLER AND BUYER AGREE THAT ALL ASPECTS OF THIS TRANSACTION INCLUDING THE APPLICABLE STATUTE OF LIMITATIONS SHALL BE GOVERNED BY THE INTERNAL LAW OF THE STATE OF NEVADA, AND NOT THE LAWS OF CONFLICTS.

This warranty gives you specific legal rights, and you may also have other rights which vary from state to state.